



---

# **INDUSTRY INFORMATION - TELECOM SUBSCRIPTIONS FOR APRIL 2022**

---

## Table of Contents

1.0 Introduction .....	3
2.0 Voice Subscription Figures.....	3
2.1 Mobile Voice Subscriptions .....	3
2.2 Fixed Telephony Subscriptions.....	4
3.0 Data Subscription Figures .....	4
3.1. Mobile Data Subscriptions .....	4
3.2. Fixed Data Subscriptions.....	5
3.3. Broadband Wireless Access (BWA) Subscriptions.....	5
3.4. 4G Data.....	6

## **TELECOM SUBSCRIPTIONS FOR APRIL 2022**

### **1.0. Introduction**

This report highlights voice and data trends that have occurred in the telecommunication industry as at the end of April 2022 with an estimated country population of 30,792,608. It presents information on Mobile Voice Telephony, Fixed Line as well as Mobile Data subscriptions for the month under review.

### **2.0. Voice Subscription Figures**

#### ***2.1. Mobile Voice Subscription***

At the end of April 2022, the total number of voice subscriptions was 41,305,059. This represents a percentage decrease of 0.43% from March 2022's figure of 41,481,767. The total penetration rate for the month under review was 134.14%.

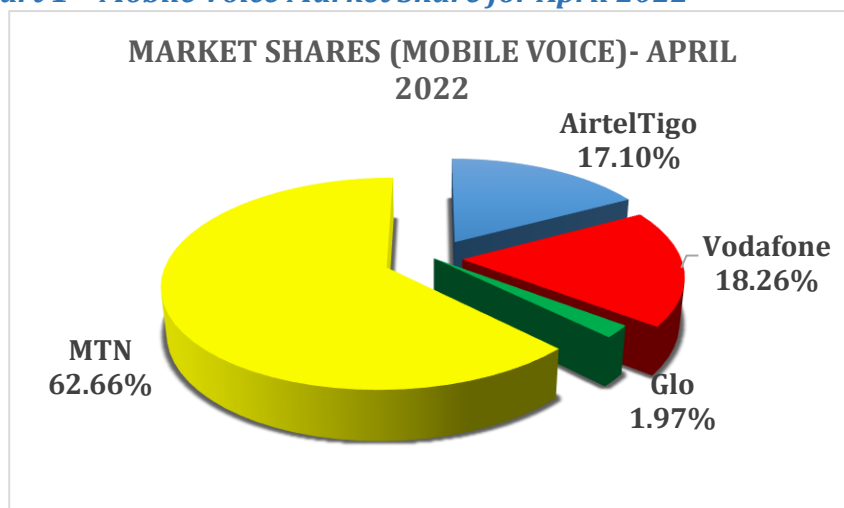
MTN's voice subscriptions for the period was 25,882,040 representing a percentage increase of 1.26% from March 2022's figure of 25,558,928. MTN's market share for the month under review was 62.66%.

Vodafone's mobile voice subscriptions decreased from 7,732,622 as at the end of March 2022 to 7,543,728 as at the end of April 2022. This represents a percentage decrease of 2.44%. Vodafone's market share for April 2022 was 18.26%.

AirtelTigo's voice subscriptions decreased from 7,403,254 as at the end of March 2022 to 7,064,148 as at the end of April 2022 indicating a percentage decrease of 4.58%. Their market share for the month under review was 17.10% as compared to 17.85% in March 2022.

Voice subscriptions of Glo increased from 786,963 as at the end of March 2022 to 815,143 at the end of April 2022. With a percentage increase of 3.58%, their total market share for the month under review was 1.97%.

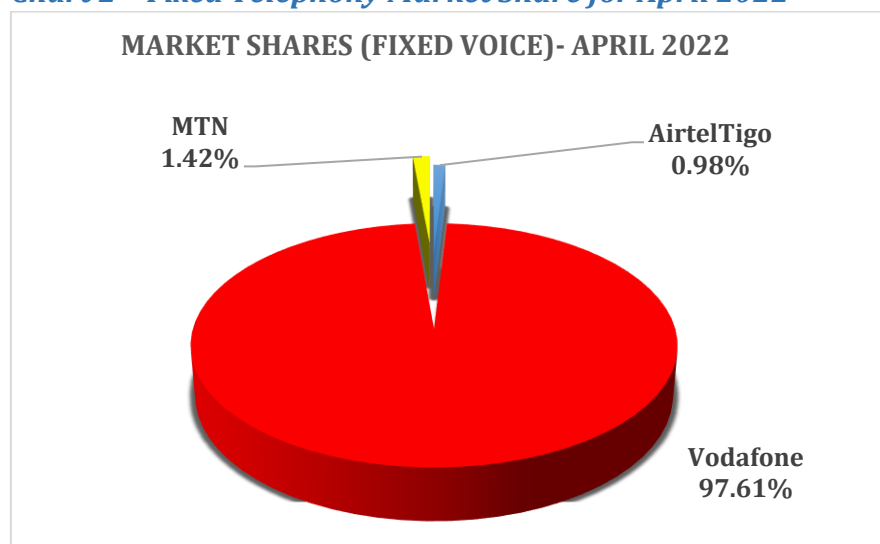
***Chart 1 – Mobile Voice Market Share for April 2022***



## **2.2. Fixed Telephony Subscriptions**

There are three (3) Operators providing Fixed Line services in Ghana. These Operators are Vodafone, AirtelTigo and MTN. As at the end of April 2022, the total subscriptions for the Fixed Operators stood at 310,852, a decrease of 9,608 subscriptions from the previous month's subscription of 320,460. Vodafone ended the month with 303,414 subscriptions; AirtelTigo recorded a total subscription of 3,034 with MTN recording 4,404 subscriptions.

**Chart 2 – Fixed Telephony Market Share for April 2022**



## **3.0. Data Subscription Figures**

### **3.1. Mobile Network Operators (MNOs) Mobile Data Subscriptions**

With an estimated population of 30,792,608, the total subscriptions of data in the country at the end of April 2022 was 23,668,464. The penetration rate for the period stood at 76.86%.

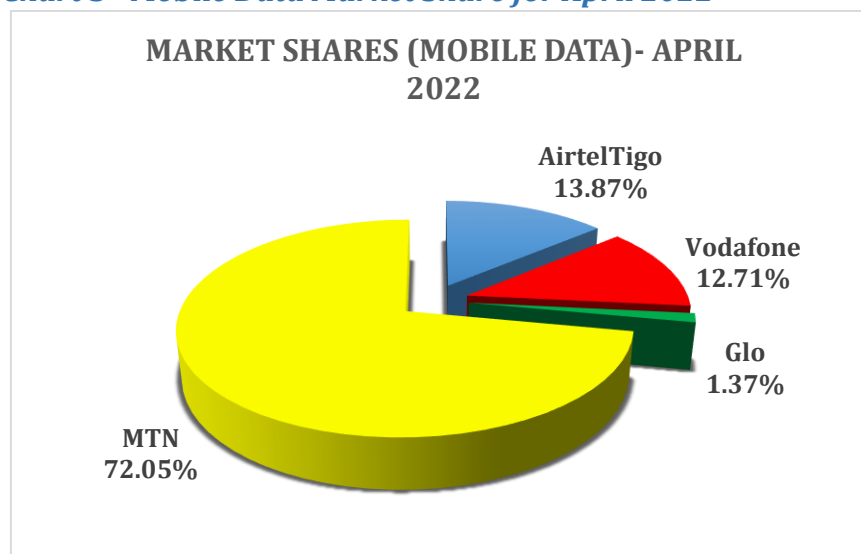
MTN ended the month of April with 17,053,206 mobile data subscriptions. Their market share for the month under review was 72.05%.

The total number of subscriptions for Vodafone's mobile data in April 2022 was 3,007,411. This is reflected in their market share of 12.71%.

AirtelTigo's mobile data subscriptions for April 2022 was 3,283,160. Their market share for the month was 13.87%.

Glo recorded data subscriber figures of 324,687 at the end of April 2022. This reflects a market share of 1.37%.

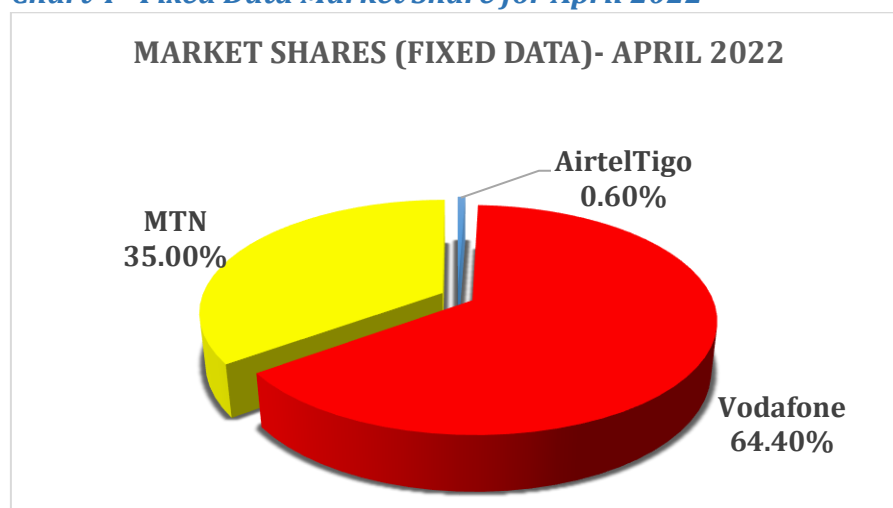
**Chart 3 –Mobile Data Market Share for April 2022**



### **3.2. Fixed Network Data Subscriptions**

There are three (3) Operators providing fixed data services in Ghana. They are Vodafone, AirtelTigo and MTN. As at the end of April 2022, the total number of fixed data subscriptions was 107,203 with Vodafone recording 69,037. AirtelTigo and MTN ended the month with 643 and 37,523 subscriptions respectively.

**Chart 4 –Fixed Data Market Share for April 2022**



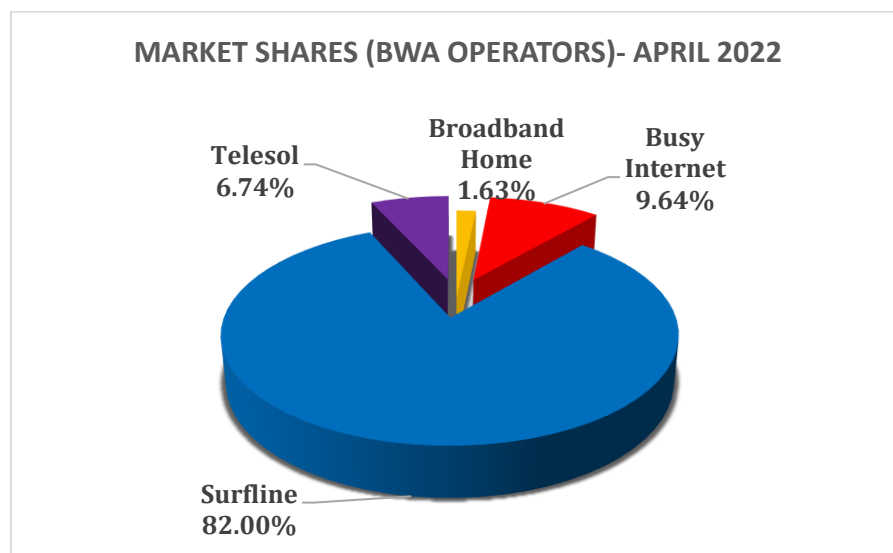
### **3.3. Broadband Wireless Access (BWA) Subscriptions**

Broadband Wireless Access (BWA) Operators provide broadband data access through wireless media to consumer and business markets. In Ghana, there are four (4) BWA Operators namely Surflin, Broadband Home, Telesol and Busy Internet.

The total subscriptions for BWA stood at 47,244 as at the end of April 2022. Surflin recorded subscriptions of 38,738 whilst Broadband Home ended the month with 770

subscriptions. Telesol and Busy Internet recorded 3,184 and 4,552 subscriptions respectively.

**Chart 5 –BWA Data Market Share for April 2022**

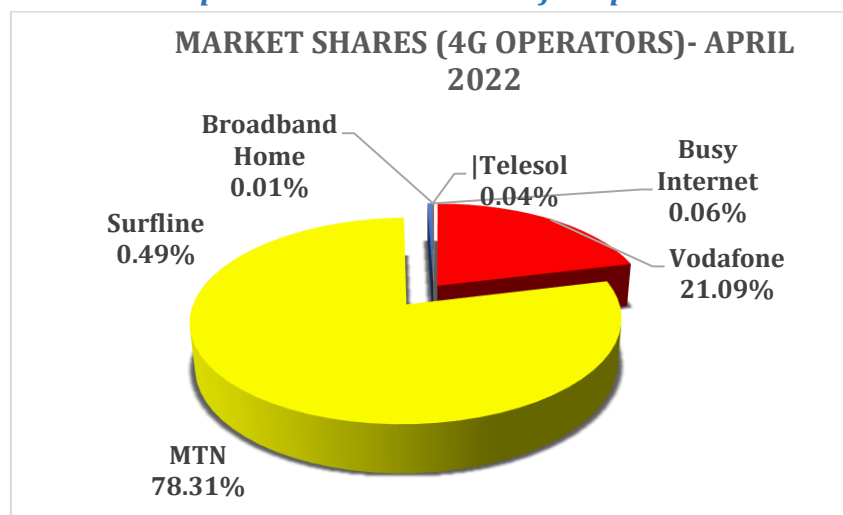


### 3.4. 4G Data

Currently, there are six (6) Operators providing 4G data services in Ghana. They are Vodafone, Surflin, MTN, Telesol, Broadband Home and Busy Internet. As at the end of April 2022, the total number of 4G data subscriptions was 7,928,437 with MTN and Vodafone recording 6,208,874 and 1,672,319 respectively.

Surflin ended the month with 38,738 subscriptions while subscriptions for Busy Internet, Telesol and Broadband Home stood at 4,552, 3,184 and 770 respectively.

**Chart 6- 4G Operators' Market Share for April 2022**



***Issued by:***

*National Communications Authority*

*No. 6 Airport City, Accra*

*Tel: (0)30 – 2776621/2771701 or 050-145-1522/3*

*E-mail: [info@nca.org.gh](mailto:info@nca.org.gh)*

*Date – 28<sup>th</sup> June, 2022*