



---

# **INDUSTRY INFORMATION - TELECOM SUBSCRIPTIONS FOR JANUARY 2020**

---

National Communications Authority

*FEBRUARY 24, 2020*

## Table of Contents

<b>1.0 Introduction.....</b>	<b>3</b>
<b>2.0 Mobile Voice Subscription .....</b>	<b>3</b>
<b>3.0 Fixed Telephony .....</b>	<b>4</b>
<b>4.0 2G/3G Mobile Data Figures .....</b>	<b>5</b>
<b>5.0 4G Operators .....</b>	<b>6</b>
<b>6.0. Total Data (2G, 3G, 4G) Subscription.....</b>	<b>7</b>

## **TELECOM SUBSCRIPTIONS FOR JANUARY 2020**

### **1.0. Introduction**

This report highlights voice and data trends that have occurred in the telecommunication industry as at the end of January 2020 with an estimated country population of 30,250,461. It presents information on Mobile Voice Telephony, Fixed Line, 2G/3G Mobile Data as well as 4G Data for the month under review.

### **2.0. Mobile Voice Subscription**

At the end of January 2020, the total number of mobile voice subscriptions was 41,380,751. This represents a percentage increase of 1.28% from December 2019's figure of 40,857,077. The total penetration rate for the month under review was 136.79%.

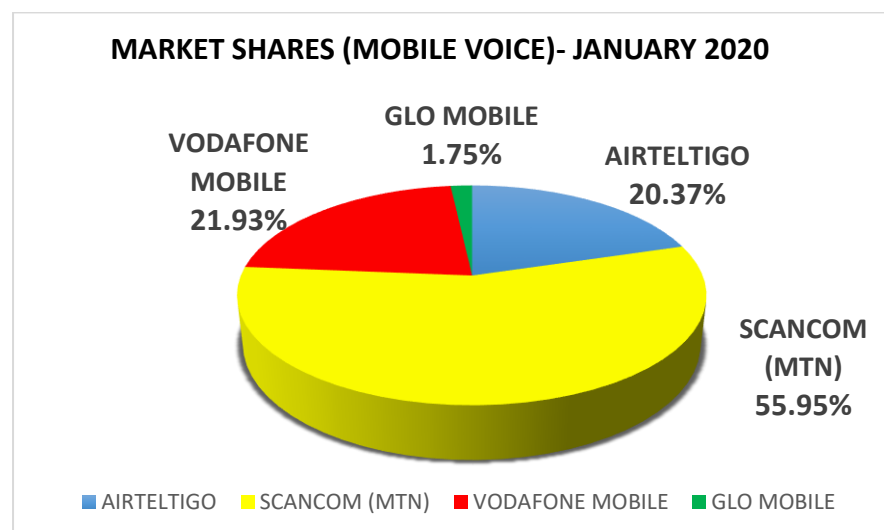
MTN's voice subscriptions for the period was 23,150,485 representing a percentage increase of 2.64% from December 2019's figure of 22,555,848. MTN's market share for the month under review was 55.95%.

Vodafone's mobile voice subscriptions decreased from 9,122,403 as at the end of December 2019 to 9,075,795 as at the end of January 2020. This represents a percentage decrease of 0.51%. Vodafone's market share for December 2019 was 21.93%.

AirtelTigo's voice subscriptions decreased from 8,453,053 as at the end of December 2019 to 8,428,322 as at the end of January 2020 indicating a percentage decrease of 0.29%. Their market share for the month under review was 20.37% as compared to 20.69% in December 2019.

Voice subscriptions of Glo increased from 725,773 as at the end of December 2019 to 726,149 at the end of January 2020. With a percentage increase of 0.05%, their total market share for the month under review was 1.75%.

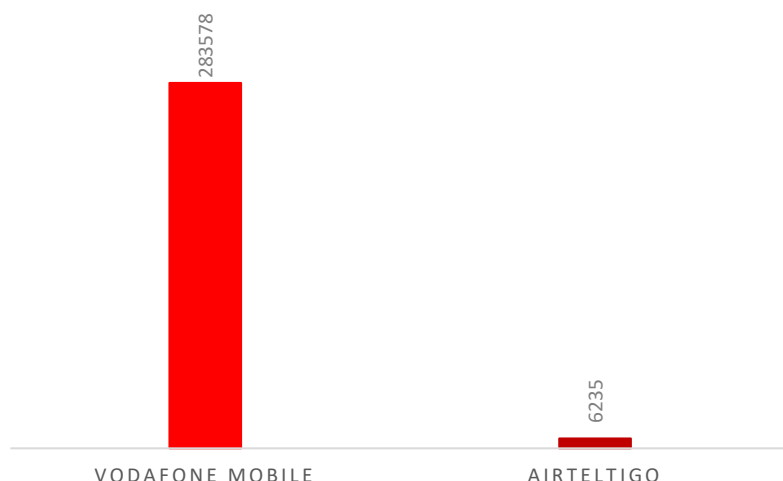
#### **2.1 Chart 1 – Mobile Voice Market Share for January 2020**



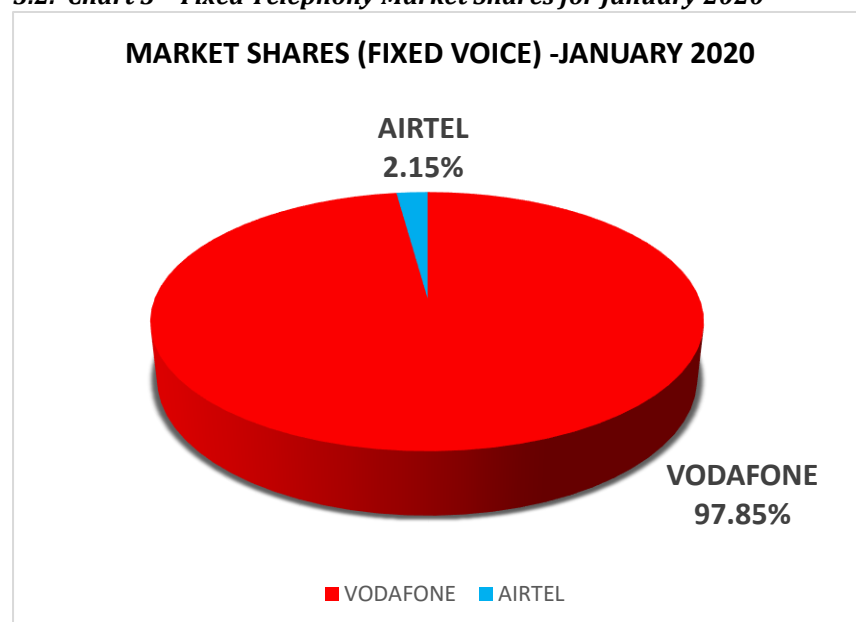
### 3.0. Fixed Telephony

There are three (3) operators providing Fixed Line services in Ghana. These operators are Vodafone, AirtelTigo and MTN. As at the end of January 2020, the total subscriptions for the fixed operators stood at 289,813, an increase of 1,282 subscriptions from the previous month's subscription of 288,531. Vodafone recorded a total subscription of 283,578 whilst AirtelTigo ended the month with 6,235 subscriptions.

#### 3.1. *Chart 2 – Fixed Telephony Subscriptions for January 2020*



#### 3.2. *Chart 3 – Fixed Telephony Market Shares for January 2020*



***\*NB: This report does not include Fixed Line subscriber figures of MTN.\****

#### 4.0. 2G/3G Mobile Data Figures

With an estimated population of 30,250,461, the total subscriptions of 2G/3G mobile data in the country at the end of January 2020 were 28,675,506. The penetration rate stood at 94.79%.

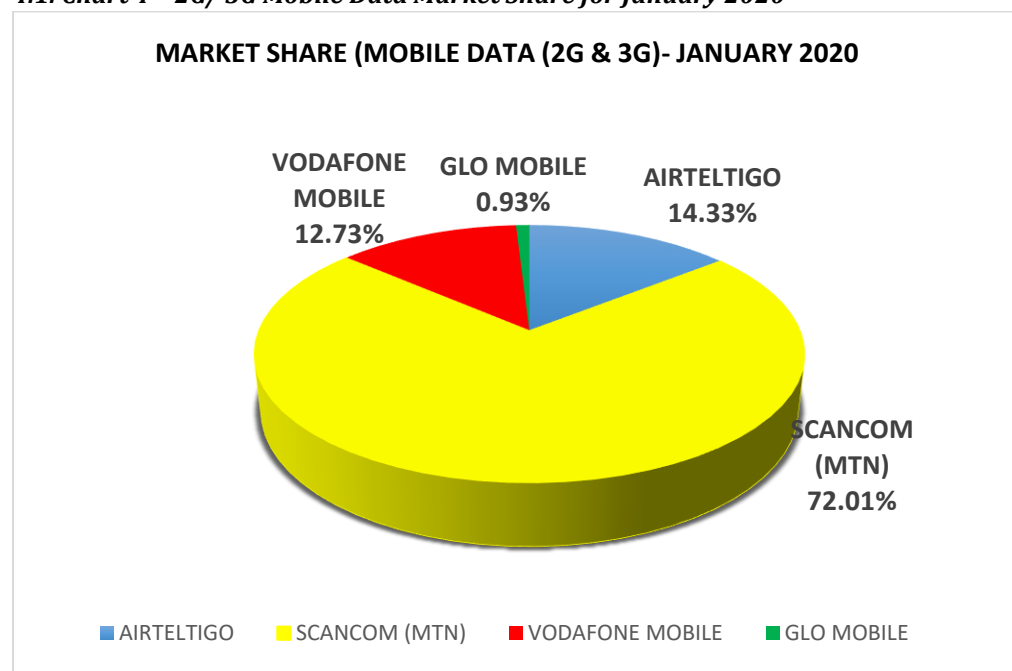
MTN ended the month of January with 20,648,580 2G/3G Mobile Data subscriptions. Their market share for the month under review was 72.01%.

The total number of subscriptions for Vodafone's 2G/3G mobile data in January 2020 was 3,649,598. This is reflected in their market share of 12.73%.

AirtelTigo's 2G/3G mobile data subscriptions for January 2020 was 4,110,001. Their market share for the month was 14.33%.

Glo recorded data subscriber figures of 267,327 at the end of January 2020. This reflects a market share of 0.93%.

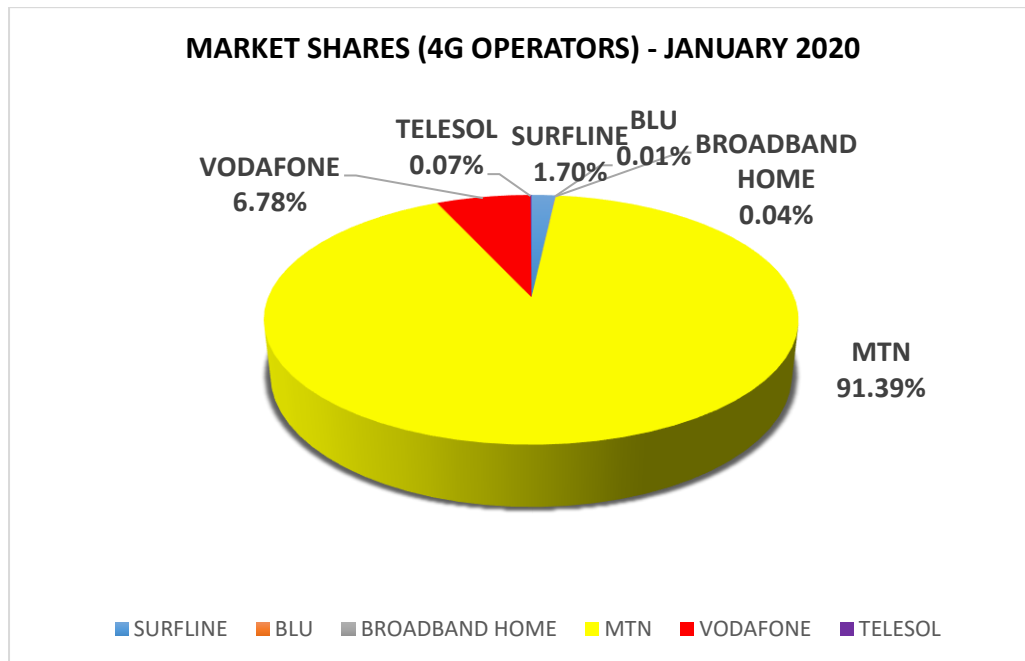
4.1. Chart 4 – 2G/ 3G Mobile Data Market Share for January 2020



## 5.0. 4G Data Operators/Subscriptions

The total number of subscriptions for 4G Data was 2,574,613 as at the end of January 2020. Surflin recorded subscriptions of 43,889. Blu Ghana recorded a total subscription of 195. Broadband Home recorded a total of 1,056 subscriptions with MTN recording a total of 2,352,910 subscriptions. Vodafone and Telesol recorded 174,653 and 1,910 respectively.

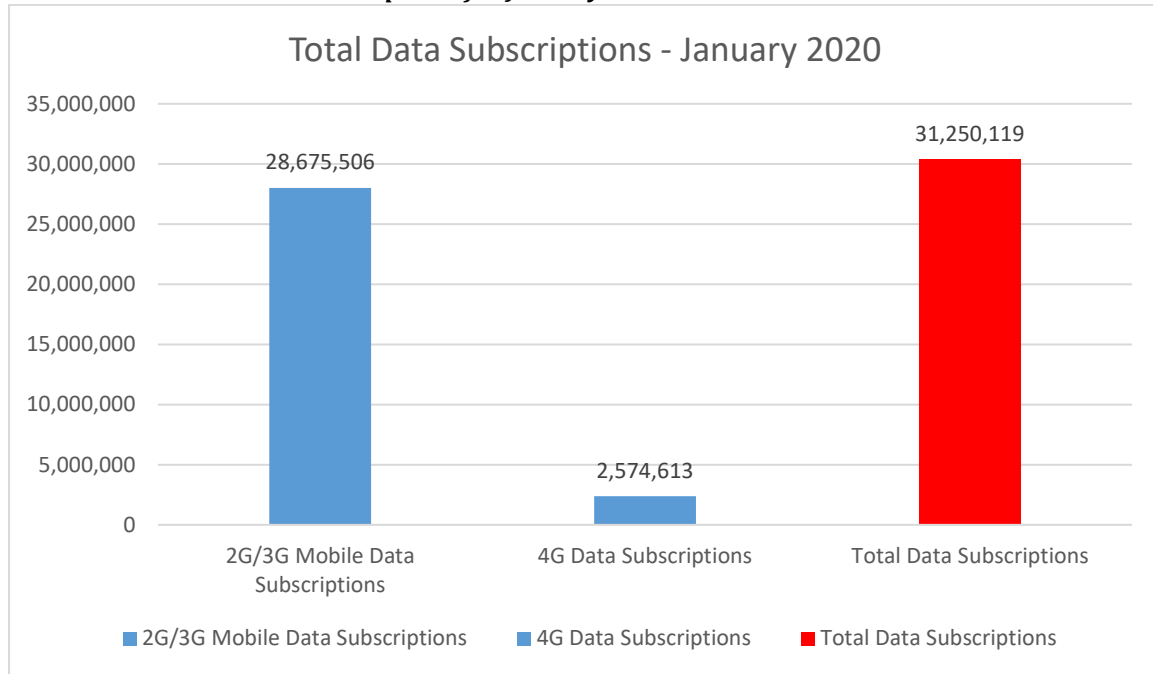
### 5.1. Chart 5 – 4G Data Market Share for January 2020



## 6.0. Total Data (2G, 3G, 4G) Subscriptions

At end of January 2020, the total number of subscriptions for 2G/3G mobile data and 4G data stood at 31,250,119 with a penetration rate of 103%.

**6.1. Chart 6 –Total Data Subscriptions for January 2020**



*Issued by the National Communications Authority,*

*No. 6 Airport City, Accra.*

*Tel: (0)30 – 2776621/2771701 or 050-145-1522/3.*

*E-mail: [info@nca.org.gh](mailto:info@nca.org.gh)*

***Date – Monday, February 24, 2020***